



5411 Seymour Hwy Wichita Falls, TX 76301

Tel: 940-767-7694 Fax: 940-687-0751

WWW.NITROUSEXPRESS.COM


87-93 Mustang Switch Panel Installation Instructions

1. When you unbox the switch panel it should have all switches installed into the switch panel and ready for installation in the vehicle.




2. To wire the switches follow these diagrams:


Momentary Switch Wiring



On/Off Switch Wiring



Bottle Opener Switch Wiring



For the installation of the switch panel into the vehicle you will need to remove the factory ashtray.



Once the Ashtray is removed simply place the switch panel in place of the ashtray.



Switch panel is now ready for use!

